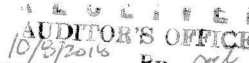


**MONTHLY REPORT OF DISBURSEMENTS**  
For the month of September, 2018

Department: Department of Health (DOH)					Agency: Office of the Secretary										Operating Unit: Jose Fabella Memorial Hospital												
Organization Code (UACS): 130011400006					Fund Cluster: 01 - Regular Agency Fund										Report Status: APPROVED												
PARTICULARS	CURRENT YEAR BUDGET					PRIOR YEAR'S ACCOUNTS PAYABLE					CURRENT YEAR'S ACCOUNTS PAYABLE					SUB-TOTAL	TRUST LIABILITIES				GRAND TOTAL				REMARKS		
	PS	MOOE	Fin. Exp	CO	TOTAL	PS	MOOE	Fin. Exp	CO	Sub-Total	PS	MOOE	Fin. Exp	CO	Sub-Total		TOTAL	PS	MOOE	CO	TOTAL	PS	MOOE	Fin. Exp		CO	TOTAL
1	2	3	4	5	6=(2+3+4+5)	7	8	9	10	11=(7+8+9+10)	12	13	14	15	16=(12+13+14+15)	17=(11+16)	18=(6+17)	19	20	21	22=(19+20+21)	23	24	25	26	27=(23+24+25+26)	28
Notice of Cash Allocation (NCA)	57,504,352.39	7,168,368.47			64,672,720.86	38,016.38	270,878.12			308,894.50					308,894.50	64,981,615.36					57,542,368.77	7,439,246.59			64,981,615.36		
MDS Checks Issued	14,748,488.61	4,127,910.48			18,876,399.09	100.00				100.00					100.00	18,876,499.09					14,748,588.61	4,127,910.48			18,876,499.09		
Advice to Debit Account	42,755,863.78	3,040,457.99			45,796,321.77	37,916.38	270,878.12			308,794.50					308,794.50	46,105,116.27					42,793,780.16	3,311,336.11			46,105,116.27		
Notice of Transfer of Allocation (NTA)																											
MDS Checks Issued																											
Advice to Debit Account																											
Working Fund (NCA issued to BTr)																											
Tax Remittance Advice Issued (TRA)	4,772,306.79	319,189.57			5,091,496.36		3,751.58		22,255.72	26,007.30		11,976.12			11,976.12	37,983.42					4,772,306.79	334,917.27		22,255.72	5,129,479.78		
Cash Disbursement Ceiling (CDC)																											
Non-Cash Availment Authority (NCAA)																											
Others (CDT, BTr Docs Stamp, etc.)																											

**Summary**


PARTICULARS	PREVIOUS REPORT	CURRENT MONTH	AS OF DATE
(1)	(2)	(3)	(4)
Total Disbursement Authorities Received			
NCA	965,668,100.00	1,909,446.00	967,577,546.00
Working Fund			
TRA	47,141,670.19	5,129,479.78	52,271,149.97
CDC			
NCAA			
Others (CDT, BTr Docs Stamp, etc.)			
Less: Notice of Transfer Allocations (NTA)* issued			
Total Disbursements Authorities Available	1,012,809,770.19	7,038,925.78	1,019,848,695.97
Less			
Lapsed NCA	241,702,353.46	104,071,554.48	345,773,907.94
Disbursements	603,963,692.89	70,111,095.14	674,074,788.03
Balance of Disbursements Authorities as of to date	167,143,723.84	(167,143,723.84)	
Total Disbursements Program	890,932,000.00	100,392,000.00	991,324,000.00
Less: * Actual Disbursements	603,963,692.89	70,111,095.14	674,074,788.03
Over/Under spending	286,968,307.11	30,280,904.86	317,249,211.97

  
 AUDITOR'S OFFICE  
 10/3/2018 By gel  
 JOSE FABELLA MEMORIAL HOSPITAL


Certified Correct:

  
Fortier, Mercilita

Agency Chief Accountant

Date: 04/Oct/2018 

Approved By:

  
Ilem, Esmeraldo  
Head of Agency or Authorized Representative

Date: 04/Oct/2018

FINANCE SERVICE  
ACCOUNTING DIVISION  
RECEIVED / RETURNED

By: cheke  
Date/Time: 10/8/18 12:00  
Control No.: \_\_\_\_\_