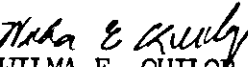
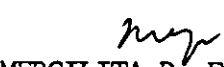




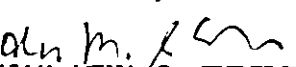
Particulars	UACS CODE	Appropriation			Allotments			Current Year Obligations							Current Year Disbursements				Balances				
		Authorized Appropriation	Adjustments (To)/From, Reassignment	Adjusted Appropriations	Allotments Received	Adjustments (Withdrawal, Reassignment)	Transfer To	Transfer From	Adjusted Total Allotments	Ytd Quarter Ending March 31	2nd Quarter Ending June 30	3rd Quarter Ending Sept. 30	4th Quarter Ending Dec. 31	Total	1st Quarter Ending March 31	2nd Quarter Ending June 30	3rd Quarter Ending Sept. 30	4th Quarter Ending Dec. 31	Total	Unreleased Appropriations	Unobligated Allotment	Unpaid Obligations	
																						Due and Demandable	Net Ytd Due and Demandable
Operations of DCH Hospitals in Metro Manila (MM)	370101100002000	49,925,000.00		49,925,000.00	49,925,000.00			49,925,000.00	12,124,655.87	14,537,268.77			26,661,924.64	12,124,655.87	14,537,268.77			26,661,924.64			23,263,075.36		
PS		49,925,000.00		49,925,000.00	49,925,000.00			49,925,000.00	12,124,655.87	14,537,268.77			26,661,924.64	12,124,655.87	14,537,268.77			26,661,924.64			23,263,075.36		
Sub-Total, Automatic Appropriations		49,925,000.00		49,925,000.00	49,925,000.00			49,925,000.00	12,124,655.87	14,537,268.77			26,661,924.64	12,124,655.87	14,537,268.77			26,661,924.64			23,263,075.36		
MOOE		49,925,000.00		49,925,000.00	49,925,000.00			49,925,000.00	12,124,655.87	14,537,268.77			26,661,924.64	12,124,655.87	14,537,268.77			26,661,924.64			23,263,075.36		
Fin Ex																							
CO																							
Special Purpose Fund																							
Miscellaneous Personnel Benefits Fund	01101406		15,019,107.00	15,019,107.00				15,019,107.00	15,019,107.00	15,019,107.00			15,019,107.00	13,503,843.81	444,938.04			13,948,781.65			1,070,325.35		
Purpose	4000000000000000		15,019,107.00	15,019,107.00				15,019,107.00	15,019,107.00	15,019,107.00			15,019,107.00	13,503,843.81	444,938.04			13,948,781.65			1,070,325.35		
Miscellaneous Personnel Benefits Fund	4007000000000000		15,019,107.00	15,019,107.00				15,019,107.00	15,019,107.00	15,019,107.00			15,019,107.00	13,503,843.81	444,938.04			13,948,781.65			1,070,325.35		
Performance-Based Bonus	4007000000000000		15,019,107.00	15,019,107.00				15,019,107.00	15,019,107.00	15,019,107.00			15,019,107.00	13,503,843.81	444,938.04			13,948,781.65			1,070,325.35		
PS			15,019,107.00	15,019,107.00				15,019,107.00	15,019,107.00	15,019,107.00			15,019,107.00	13,503,843.81	444,938.04			13,948,781.65			1,070,325.35		
Pension and Gratuity Fund	01101407		5,920,584.00	5,920,584.00	5,920,584.00			5,920,584.00	19,824.72	2,823,217.14			2,843,041.86	19,824.72	2,771,047.36			2,790,872.08			3,077,542.14	52,169.78	
Purpose	4000000000000000		5,920,584.00	5,920,584.00	5,920,584.00			5,920,584.00	19,824.72	2,823,217.14			2,843,041.86	19,824.72	2,771,047.36			2,790,872.08			3,077,542.14	52,169.78	
Pension and Gratuity Fund	4008000000000000		5,920,584.00	5,920,584.00	5,920,584.00			5,920,584.00	19,824.72	2,823,217.14			2,843,041.86	19,824.72	2,771,047.36			2,790,872.08			3,077,542.14	52,169.78	
For payment of retirement and terminal leave benefits	4008000000000000		5,920,584.00	5,920,584.00	5,920,584.00			5,920,584.00	19,824.72	2,823,217.14			2,843,041.86	19,824.72	2,771,047.36			2,790,872.08			3,077,542.14	52,169.78	
PS			5,920,584.00	5,920,584.00	5,920,584.00			5,920,584.00	19,824.72	2,823,217.14			2,843,041.86	19,824.72	2,771,047.36			2,790,872.08			3,077,542.14	52,169.78	
Sub-Total, SPF			20,939,691.00	20,939,691.00	5,920,584.00			15,019,107.00	20,939,691.00	15,038,931.72			17,862,148.86	13,523,668.33	3,215,985.40			16,739,653.73			3,077,542.14	1,122,495.13	
PS			20,939,691.00	20,939,691.00	5,920,584.00			15,019,107.00	20,939,691.00	15,038,931.72			17,862,148.86	13,523,668.33	3,215,985.40			16,739,653.73			3,077,542.14	1,122,495.13	
MOOE																							
Fin Ex																							
CO																							
GRAND TOTAL		781,448,000.00	128,903,090.00	910,351,090.00	787,398,584.00			122,962,536.00	910,351,090.00	206,004,153.94	231,707,158.71		437,711,312.65	181,905,123.30	225,352,719.69			407,257,843.19			472,639,777.35	39,422,284.72	1,031,184.74
PS		692,283,000.00	23,909,850.00	716,192,850.00	698,203,584.00			17,969,306.00	716,192,850.00	195,890,836.99	218,444,223.64		414,335,059.63	178,788,363.18	215,863,479.08			365,649,782.28			301,857,830.37	18,565,277.37	
MOOE		89,165,000.00	27,293,200.00	116,458,200.00	89,165,000.00			27,293,200.00	116,458,200.00	10,113,317.95	13,262,935.07		23,376,253.02	2,118,820.12	9,489,240.61			11,808,060.93			83,081,946.98	10,737,007.35	1,031,184.74
Fin Ex																							
CO			77,700,000.00	77,700,000.00				77,700,000.00	77,700,000.00														

Certified Correct:  
  
 WILMA E. QUILOP


Budget Officer  
 Date: 11/Jul/2018

Certified Correct:  
  
 MERCILITA D. FORTIER

Chief Accountant  
 Date: 11/Jul/2018

Recommended By:  
  
 ALMA MINA S. ENRILE

Director, FMS  
 Date: 11/Jul/2018

Approved By:  
  
 ESMERALDO T. ILEM, M.D.

Agency Head/Department  
 Date: 11/Jul/2018