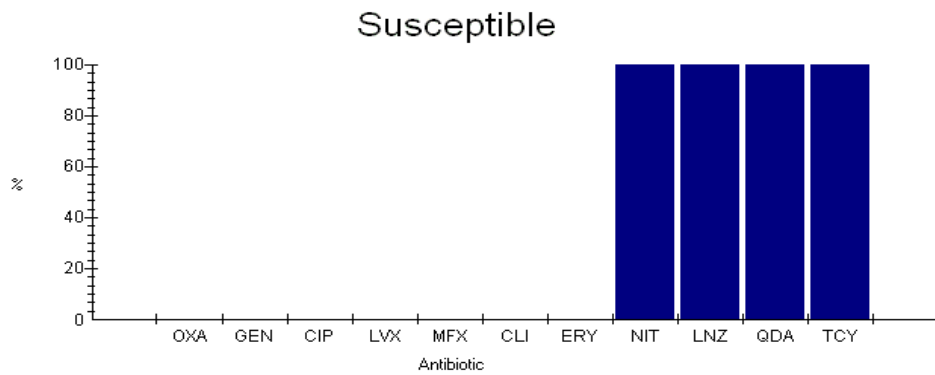
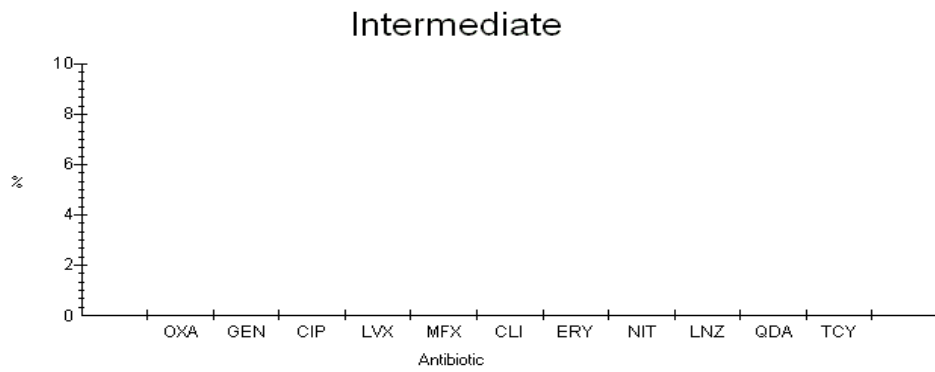
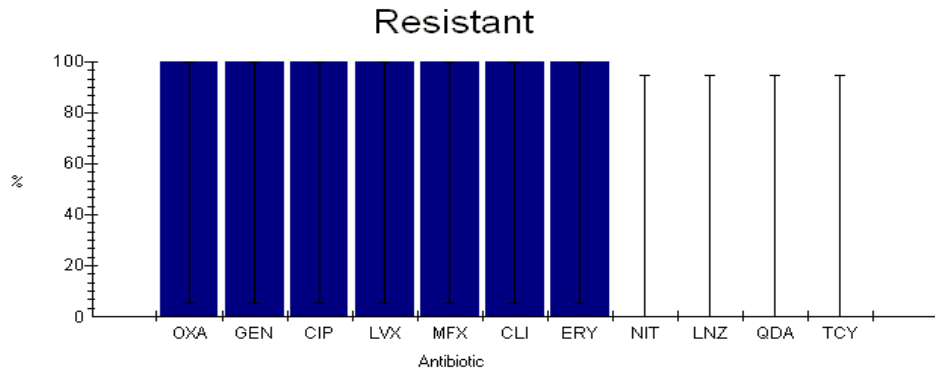


DATE: JANUARY 1 - MARCH 31, 2018
 ORGANISM: Staphylococcus epidermidis
 WARD: Pedia
 SPECIMEN: CSF
 NUMBER OF ISOLATES: 1

Antibiotic name	Breakpoints	Number	%R	%I	%S
Oxacillin	S<=2 R>=4	1	100	0	0
Gentamicin	S<=4 R>=16	1	100	0	0
Ciprofloxacin	S<=1 R>=4	1	100	0	0
Levofloxacin	S<=1 R>=4	1	100	0	0
Moxifloxacin	S<=.5 R>=2	1	100	0	0
Clindamycin	S<=.5 R>=4	1	100	0	0
Erythromycin	S<=.5 R>=8	1	100	0	0
Nitrofurantoin	S<=32 R>=128	1	0	0	100
Linezolid	S<=4 R>=8	1	0	0	100
Quinupristin/Dalfopristin	S<=1 R>=4	1	0	0	100
Tetracycline	S<=4 R>=16	1	0	0	100

DATE:
ORGANISM:

JANUARY 1 - MARCH 31, 2018
Staphylococcus epidermidis



Code	Antibiotic	r Breakpoint	Number	%R	%I	%S	%R9 5% C	MIC50	
OXA_NM	Oxacillin	S<=2	R>	1	100	0	0	5.5-100	4
GEN_NM	Gentamicin	S<=4	R>	1	100	0	0	5.5-100	16
CIP_NM	Ciprofloxacin	S<=1	R>	1	100	0	0	5.5-100	8
LVX_NM	Levofloxacin	S<=1	R>	1	100	0	0	5.5-100	8
MFX_NM	Moxifloxacin	S<=.5	R>	1	100	0	0	5.5-100	2
CLI_NM	Clindamycin	S<=.5	R>	1	100	0	0	5.5-100	8
ERY_NM	Erythromycin	S<=.5	R>	1	100	0	0	5.5-100	8
NIT_NM	Nitrofurantoin	S<=32	R>	1	0	0	100	0.0-94.5	16
LNZ_NM	Linezolid	S<=4	R>	1	0	0	100	0.0-94.5	2
QDA_NM	Quinupristin	S<=1	R>	1	0	0	100	0.0-94.5	0.5
TCY_NM	Tetracycline	S<=4	R>	1	0	0	100	0.0-94.5	2

MIC90	Geom.Me	MIC Range	Number	<=.001	0.002	0.004	0.008	0.016
4	4	4 - 4	1					
16	16	16 - 16	1					
8	8	8 - 8	1					
8	8	8 - 8	1					
2	2	2 - 2	1					
8	8	8 - 8	1					
8	8	8 - 8	1					
16	16	16 - 16	1					
2	2	2 - 2	1					
0.5	0.5	0.5 - 0.5	1					
2	2	2 - 2	1					

16 32 64 128 256 >256

100

100