

DATE

JANUARY 1 - MARCH 31, 2018

ORGANISM:

Escherichia coli

WARD:

Pedia

SPECIMEN:

Blood

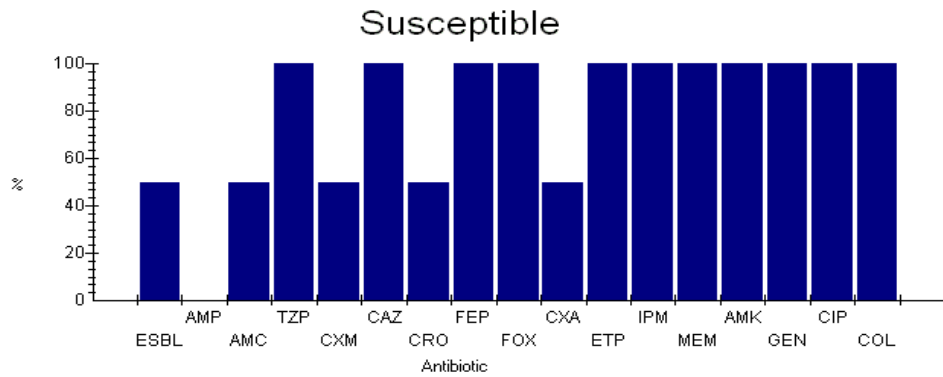
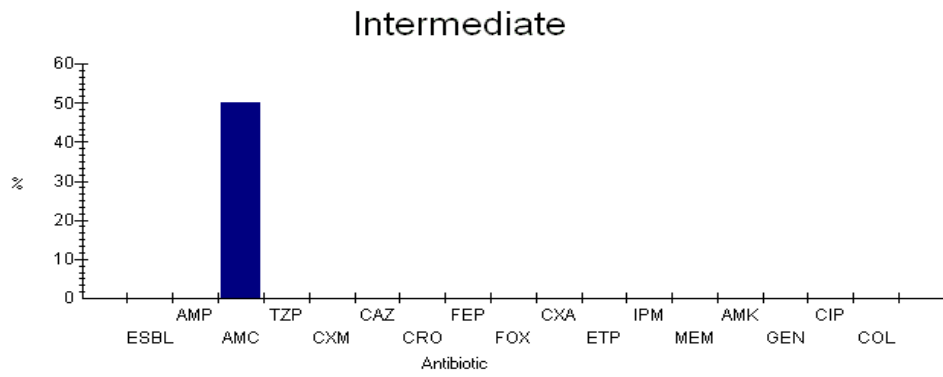
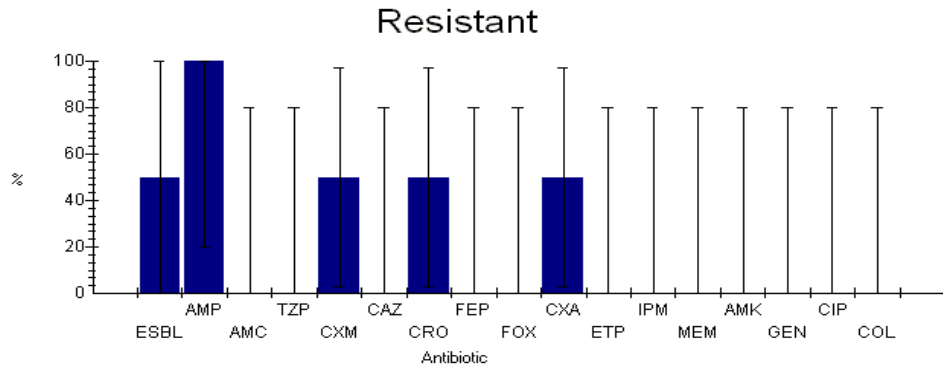
NUMBER OF ISOLATES:

2

Antibiotic name	Breakpoints	Number	%R	%I	%S
ESBL		2	50		50
Ampicillin	S<=8 R>=32	2	100	0	0
Amoxicillin/Clavulanic acid	S<=8 R>=32	2	0	50	50
Piperacillin/Tazobactam	S<=16 R>=128	2	0	0	100
Cefuroxime	S<=8 R>=32	2	50	0	50
Ceftazidime	S<=4 R>=16	2	0	0	100
Ceftriaxone	S<=1 R>=4	2	50	0	50
Cefepime	S<=8 R>=32	2	0	0	100
Cefoxitin	S<=8 R>=32	2	0	0	100
Cefuroxime axetil	S<=4 R>=32	2	50	0	50
Ertapenem	S<=.5 R>=2	2	0	0	100
Imipenem	S<=1 R>=4	2	0	0	100
Meropenem	S<=1 R>=4	2	0	0	100
Amikacin	S<=16 R>=64	2	0	0	100
Gentamicin	S<=4 R>=16	2	0	0	100
Ciprofloxacin	S<=1 R>=4	2	0	0	100
Colistin	S<=2 R>=8	2	0	0	100

DATE
ORGANISM:

JANUARY 1 - MARCH 31, 2018
Escherichia coli



Code	Antibiotic r Breakpoint	Number	%R	%I	%S	%R9 5% C. MIC50	
ESBL	ESBL	2	50			50	
AMP_NM	Ampicillin S<=8 R>	2	100	0	0	19.8-100	32
AMC_NM	Amoxicillin S<=8 R>	2	0	50	50	0.0-80.2	8
TZP_NM	Piperacillin S<=16 R>	2	0	0	100	0.0-80.2	4
CXM_NM	Cefuroxime S<=8 R>	2	50	0	50	2.7-97.3	4
CAZ_NM	Ceftazidim S<=4 R>	2	0	0	100	0.0-80.2	1
CRO_NM	Ceftriaxon S<=1 R>	2	50	0	50	2.7-97.3	1
FEP_NM	Cefepime S<=8 R>	2	0	0	100	0.0-80.2	1
FOX_NM	Cefoxitin S<=8 R>	2	0	0	100	0.0-80.2	4
CXA_NM	Cefuroxim S<=4 R>	2	50	0	50	2.7-97.3	4
ETP_NM	Ertapenem S<=.5 R>	2	0	0	100	0.0-80.2	0.5
IPM_NM	Imipenem S<=1 R>	2	0	0	100	0.0-80.2	0.25
MEM_NM	Meropener S<=1 R>	2	0	0	100	0.0-80.2	0.25
AMK_NM	Amikacin S<=16 R>	2	0	0	100	0.0-80.2	2
GEN_NM	Gentamicir S<=4 R>	2	0	0	100	0.0-80.2	1
CIP_NM	Ciprofloxac S<=1 R>	2	0	0	100	0.0-80.2	0.25
COL_NM	Colistin S<=2 R>	2	0	0	100	0.0-80.2	0.5

MIC90	Geom.Me	MIC Range	Number	<=.001	0.002	0.004	0.008	0.016
32	32	32 - 32		2				
16	11.314	8 - 16		2				
4	4	4 - 4		2				
64	16	4 - 64		2				
1	1	1 - 1		2				
16	4	1 - 16		2				
1	1	1 - 1		2				
4	4	4 - 4		2				
64	16	4 - 64		2				
0.5	0.5	0.5 - 0.5		2				
0.25	0.25	0.25 - 0.25		2				
0.25	0.25	0.25 - 0.25		2				
2	2	2 - 2		2				
1	1	1 - 1		2				
0.25	0.25	0.25 - 0.25		2				
0.5	0.5	0.5 - 0.5		2				

0.032 0.064 0.125 0.25 0.5 1 2 4 8

50

100
50

100
50
100

100
50

100

100
100

100

100

100

100

16 32 64 128 256 >256

50 100

50

50

50