

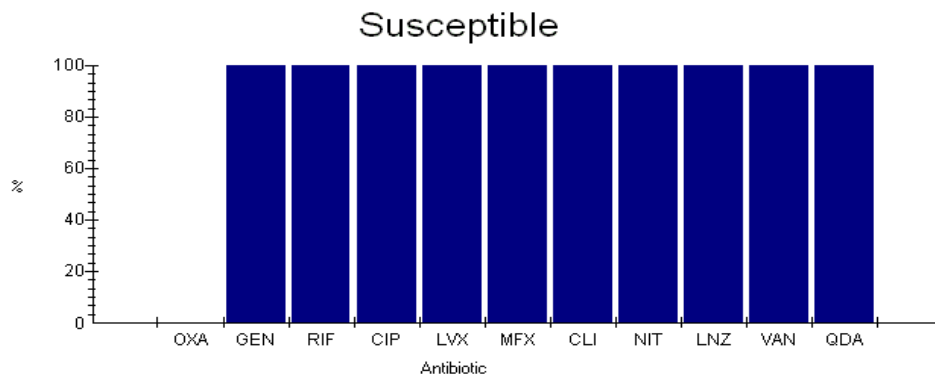
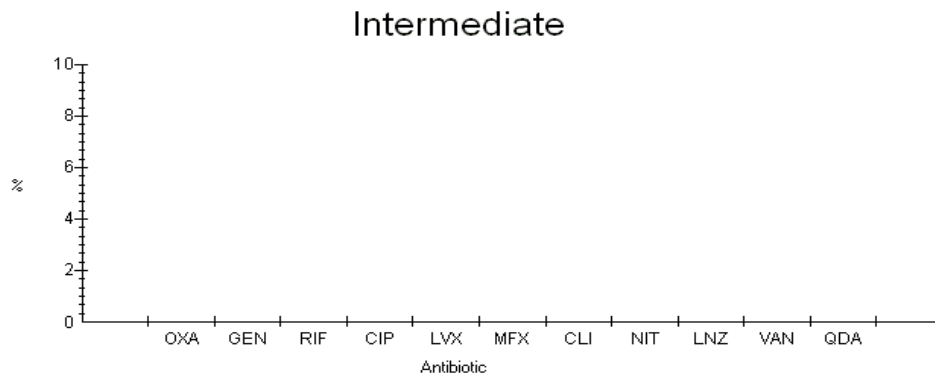
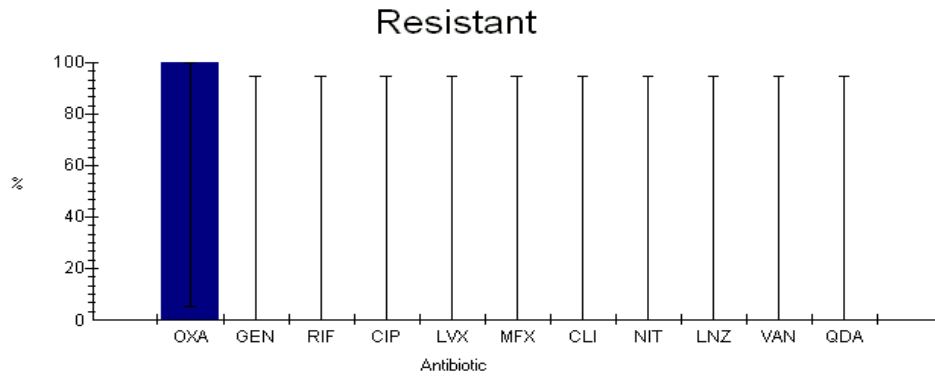
DATE  
ORGANISM:  
WARD:  
SPECIMEN:  
NUMBER OF ISOLATES:

JANUARY 1 - MARCH 31, 2018  
Staphylococcus haemolyticus  
OB/GYNE  
Wound  
1

Antibiotic name	Breakpoints	Number	%R	%I	%S
Oxacillin	S<=2 R>=4	1	100	0	0
Gentamicin	S<=4 R>=16	1	0	0	100
Rifampin	S<=1 R>=4	1	0	0	100
Ciprofloxacin	S<=1 R>=4	1	0	0	100
Levofloxacin	S<=1 R>=4	1	0	0	100
Moxifloxacin	S<=.5 R>=2	1	0	0	100
Clindamycin	S<=.5 R>=4	1	0	0	100
Nitrofurantoin	S<=32 R>=128	1	0	0	100
Linezolid	S<=4 R>=8	1	0	0	100
Vancomycin	S<=2 R>=16	1	0	0	100
Quinupristin/Dalfopristin	S<=1 R>=4	1	0	0	100

DATE  
ORGANISM:

JANUARY 1 - MARCH 31, 2018  
Staphylococcus haemolyticus



Code	Antibiotic	r Breakpoint	Number	%R	%I	%S	%R9 5% C.	MIC50	
OXA_NM	Oxacillin	S<=2	R>	1	100	0	0	5.5-100	4
GEN_NM	Gentamicin	S<=4	R>	1	0	0	100	0.0-94.5	0.5
RIF_NM	Rifampin	S<=1	R>	1	0	0	100	0.0-94.5	0.5
CIP_NM	Ciprofloxacin	S<=1	R>	1	0	0	100	0.0-94.5	0.5
LVX_NM	Levofloxacin	S<=1	R>	1	0	0	100	0.0-94.5	0.125
MFN_NM	Moxifloxacin	S<=.5	R>	1	0	0	100	0.0-94.5	0.25
CLI_NM	Clindamycin	S<=.5	R>	1	0	0	100	0.0-94.5	0.25
NIT_NM	Nitrofurantoin	S<=32	R>	1	0	0	100	0.0-94.5	16
LNZ_NM	Linezolid	S<=4	R>	1	0	0	100	0.0-94.5	2
VAN_NM	Vancomycin	S<=2	R>	1	0	0	100	0.0-94.5	0.5
QDA_NM	Quinupristin	S<=1	R>	1	0	0	100	0.0-94.5	0.25

MIC90	Geom.Me	MIC Range	Number	<=.001	0.002	0.004	0.008	0.016
4	4	4 - 4	1					
0.5	0.5	0.5 - 0.5	1					
0.5	0.5	0.5 - 0.5	1					
0.5	0.5	0.5 - 0.5	1					
0.125	0.12	0.12 - 0.12	1					
0.25	0.25	0.25 - 0.25	1					
0.25	0.25	0.25 - 0.25	1					
16	16	16 - 16	1					
2	2	2 - 2	1					
0.5	0.5	0.5 - 0.5	1					
0.25	0.25	0.25 - 0.25	1					



16      32      64      128      256 >256

100