

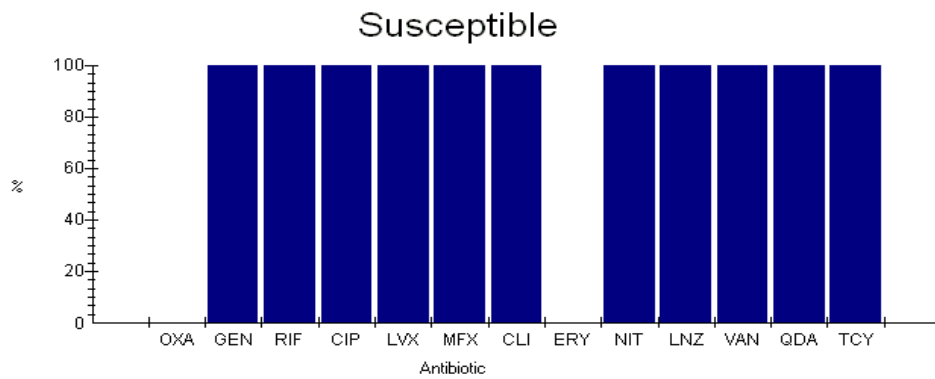
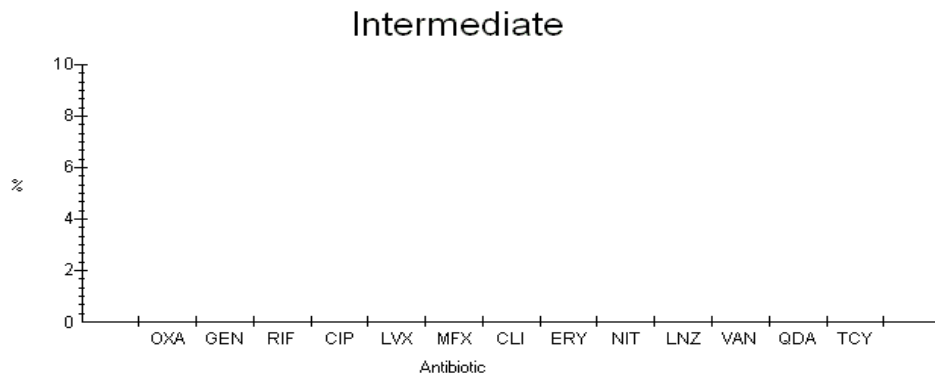
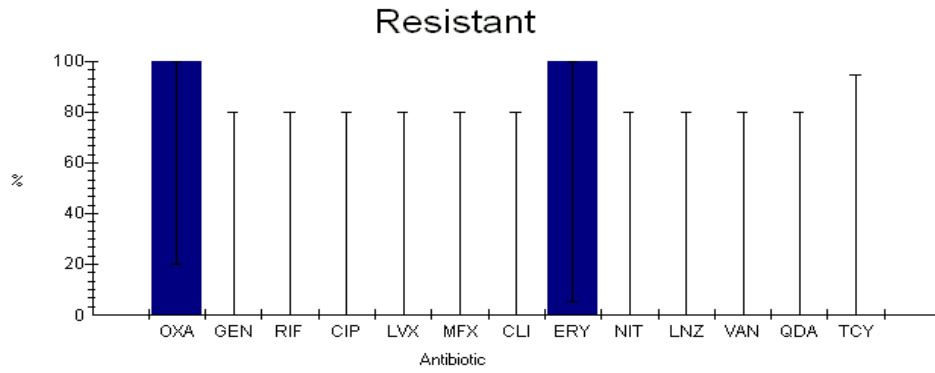
DATE
ORGANISM:
WARD:
SPECIMEN:
NUMBER OF ISOLATES:

JANUARY 1 - MARCH 31, 2018
Coagulase Negative Staphylococcus
OB/GYNE
Wound
2

Antibiotic name	Breakpoints	Number	%R	%I	%S
Oxacillin	S<=2 R>=4	2	100	0	0
Gentamicin	S<=4 R>=16	2	0	0	100
Rifampin	S<=1 R>=4	2	0	0	100
Ciprofloxacin	S<=1 R>=4	2	0	0	100
Levofloxacin	S<=1 R>=4	2	0	0	100
Moxifloxacin	S<=.5 R>=2	2	0	0	100
Clindamycin	S<=.5 R>=4	2	0	0	100
Erythromycin	S<=.5 R>=8	1	100	0	0
Nitrofurantoin	S<=32 R>=128	2	0	0	100
Linezolid	S<=4 R>=8	2	0	0	100
Vancomycin	S<=2 R>=16	2	0	0	100
Quinupristin/Dalfopristin	S<=1 R>=4	2	0	0	100
Tetracycline	S<=4 R>=16	1	0	0	100

DATE
ORGANISM:

JANUARY 1 - MARCH 31, 2018
Coagulase Negative Staphylococcus



Code	Antibiotic	r	Breakpoint	Number	%R	%I	%S	%R9 5%C.	MIC50
OXA_NM	Oxacillin	S<=2	R>	2	100	0	0	19.8-100	4
GEN_NM	Gentamicin	S<=4	R>	2	0	0	100	0.0-80.2	0.5
RIF_NM	Rifampin	S<=1	R>	2	0	0	100	0.0-80.2	0.5
CIP_NM	Ciprofloxacin	S<=1	R>	2	0	0	100	0.0-80.2	0.5
LVX_NM	Levofloxacin	S<=1	R>	2	0	0	100	0.0-80.2	0.125
MXF_NM	Moxifloxacin	S<=.5	R>	2	0	0	100	0.0-80.2	0.25
CLI_NM	Clindamycin	S<=.5	R>	2	0	0	100	0.0-80.2	0.25
ERY_NM	Erythromycin	S<=.5	R>	1	100	0	0	5.5-100	8
NIT_NM	Nitrofurantoin	S<=32	R>	2	0	0	100	0.0-80.2	16
LNZ_NM	Linezolid	S<=4	R>	2	0	0	100	0.0-80.2	1
VAN_NM	Vancomycin	S<=2	R>	2	0	0	100	0.0-80.2	0.5
QDA_NM	Quinupristin	S<=1	R>	2	0	0	100	0.0-80.2	0.25
TCY_NM	Tetracycline	S<=4	R>	1	0	0	100	0.0-94.5	1

MIC90	Geom.Me	MIC Range	Number	<=.001	0.002	0.004	0.008	0.016
4	4	4 - 4	2					
0.5	0.5	0.5 - 0.5	2					
0.5	0.5	0.5 - 0.5	2					
0.5	0.5	0.5 - 0.5	2					
0.125	0.12	0.12 - 0.12	2					
0.25	0.25	0.25 - 0.25	2					
0.25	0.25	0.25 - 0.25	2					
8	8	8 - 8	1					
16	16	16 - 16	2					
2	1.414	1 - 2	2					
1	0.707	0.5 - 1	2					
0.25	0.25	0.25 - 0.25	2					
1	1	1 - 1	1					

0.032	0.064	0.125	0.25	0.5	1	2	4	8
				100			100	
				100				
				100				
		100						
			100					
			100					
								100
				50	50	50		
				50	50			
			100		100			

16 32 64 128 256 >256

100