

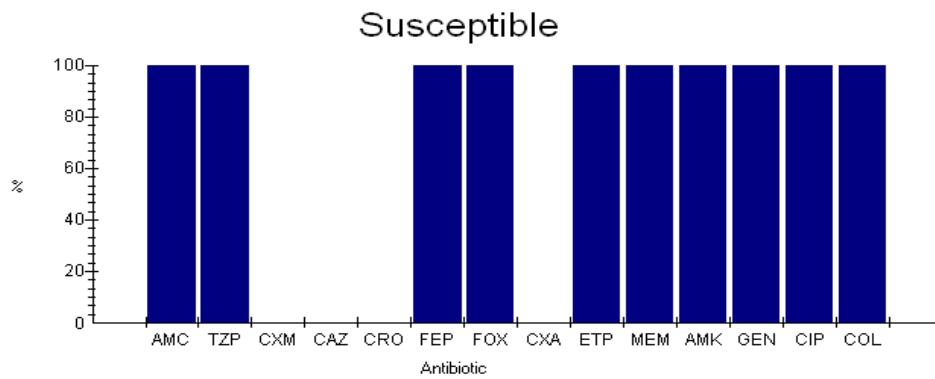
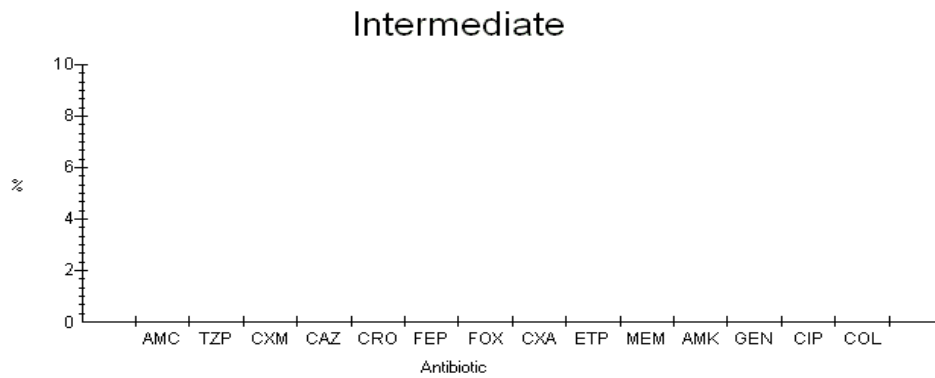
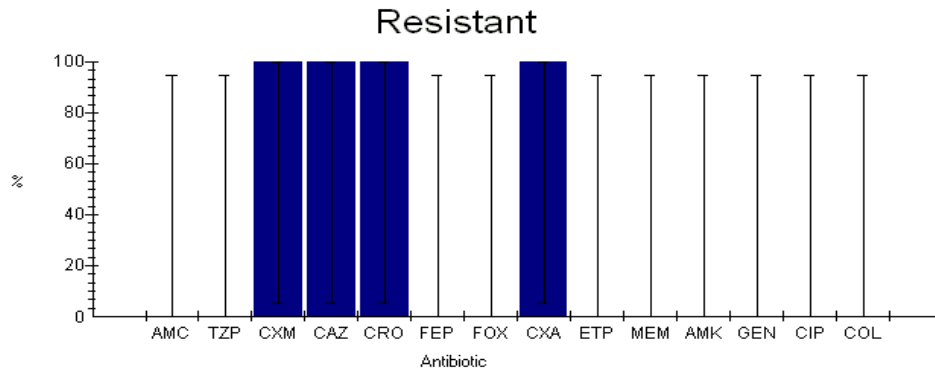
DATE
 ORGANISM:
 WARD:
 SPECIMEN:
 NUMBER OF ISOLATES:

JANUARY 1 - MARCH 31, 2018
 Citrobacter specie
 OB/GYNE
 Urine
 1

Antibiotic name	Breakpoints	Number	%R	%I	%S
Amoxicillin/Clavulanic acid	S<=8 R>=32	1	0	0	100
Piperacillin/Tazobactam	S<=16 R>=128	1	0	0	100
Cefuroxime	S<=8 R>=32	1	100	0	0
Ceftazidime	S<=4 R>=16	1	100	0	0
Ceftriaxone	S<=1 R>=4	1	100	0	0
Cefepime	S<=8 R>=32	1	0	0	100
Cefoxitin	S<=8 R>=32	1	0	0	100
Cefuroxime axetil	S<=4 R>=32	1	100	0	0
Ertapenem	S<=.5 R>=2	1	0	0	100
Meropenem	S<=1 R>=4	1	0	0	100
Amikacin	S<=16 R>=64	1	0	0	100
Gentamicin	S<=4 R>=16	1	0	0	100
Ciprofloxacin	S<=1 R>=4	1	0	0	100
Colistin	S<=2 R>=8	1	0	0	100

DATE
ORGANISM:

JANUARY 1 - MARCH 31, 2018
Citrobacter specie



Code	Antibiotic r Breakpoint	Number	%R	%I	%S	%R9 5%C. MIC50
AMC_NM	Amoxicillin S<=8 R>		1	0	0	100 0.0-94.5 4
TZP_NM	Piperacillin S<=16 R>		1	0	0	100 0.0-94.5 4
CXM_NM	Cefuroxim S<=8 R>		1	100	0	0 5.5-100 64
CAZ_NM	Ceftazidim S<=4 R>		1	100	0	0 5.5-100 64
CRO_NM	Ceftriaxon S<=1 R>		1	100	0	0 5.5-100 16
FEP_NM	Cefepime S<=8 R>		1	0	0	100 0.0-94.5 1
FOX_NM	Cefoxitin S<=8 R>		1	0	0	100 0.0-94.5 4
CXA_NM	Cefuroxim S<=4 R>		1	100	0	0 5.5-100 64
ETP_NM	Ertapenem S<=.5 R>		1	0	0	100 0.0-94.5 0.5
MEM_NM	Meropener S<=1 R>		1	0	0	100 0.0-94.5 0.25
AMK_NM	Amikacin S<=16 R>		1	0	0	100 0.0-94.5 2
GEN_NM	Gentamicin S<=4 R>		1	0	0	100 0.0-94.5 1
CIP_NM	Ciprofloxacin S<=1 R>		1	0	0	100 0.0-94.5 0.25
COL_NM	Colistin S<=2 R>		1	0	0	100 0.0-94.5 0.5

MIC90	Geom.Me	MIC Range	Number	<=.001	0.002	0.004	0.008	0.016
4	4	4 - 4	1					
4	4	4 - 4	1					
64	64	64 - 64	1					
64	64	64 - 64	1					
16	16	16 - 16	1					
1	1	1 - 1	1					
4	4	4 - 4	1					
64	64	64 - 64	1					
0.5	0.5	0.5 - 0.5	1					
0.25	0.25	0.25 - 0.25	1					
2	2	2 - 2	1					
1	1	1 - 1	1					
0.25	0.25	0.25 - 0.25	1					
0.5	0.5	0.5 - 0.5	1					

16 32 64 128 256 >256

100
100

100