

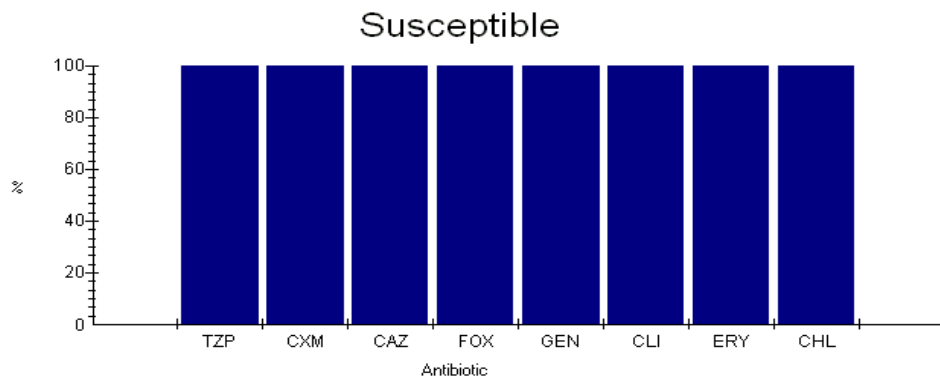
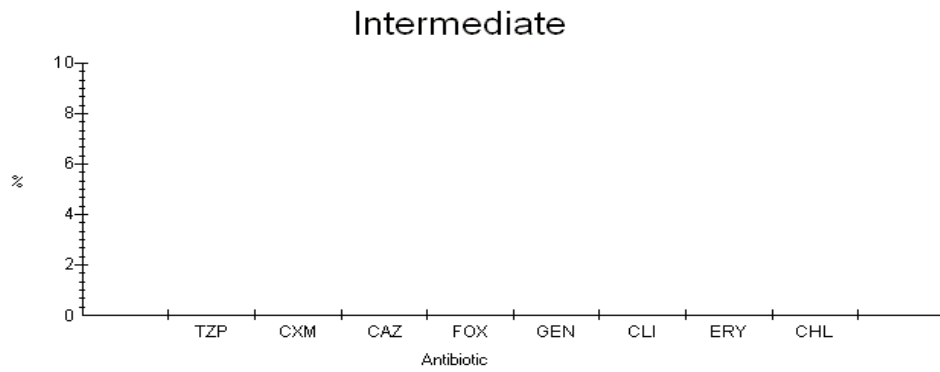
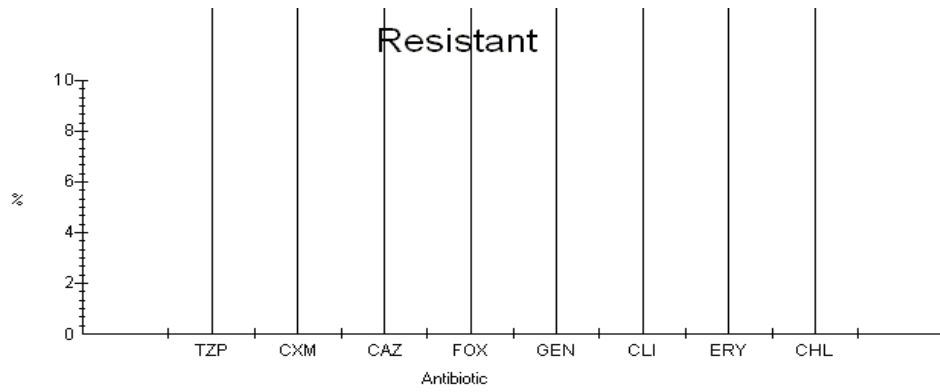
DATE  
ORGANISM:  
WARD:  
SPECIMEN:  
NUMBER OF ISOLATES:

JANUARY 1 - MARCH 31, 2018  
Coagulase Negative Staphylococcus  
OB/GYNE  
Placenta  
1

<b>Antibiotic name</b>	<b>Breakpoints</b>	<b>Number</b>	<b>%R</b>	<b>%I</b>	<b>%S</b>
<b>Piperacillin/Tazobactam</b>	<b>S &gt;= 18</b>	<b>1</b>	<b>0</b>	<b>0</b>	<b>100</b>
<b>Cefuroxime</b>	<b>15 - 22</b>	<b>1</b>	<b>0</b>	<b>0</b>	<b>100</b>
<b>Ceftazidime</b>	<b>15 - 17</b>	<b>1</b>	<b>0</b>	<b>0</b>	<b>100</b>
<b>Cefoxitin</b>	<b>S &gt;= 25</b>	<b>1</b>	<b>0</b>	<b>0</b>	<b>100</b>
<b>Gentamicin</b>	<b>13 - 14</b>	<b>1</b>	<b>0</b>	<b>0</b>	<b>100</b>
<b>Clindamycin</b>	<b>15 - 20</b>	<b>1</b>	<b>0</b>	<b>0</b>	<b>100</b>
<b>Erythromycin</b>	<b>14 - 22</b>	<b>1</b>	<b>0</b>	<b>0</b>	<b>100</b>
<b>Chloramphenicol</b>	<b>13 - 17</b>	<b>1</b>	<b>0</b>	<b>0</b>	<b>100</b>

DATE  
ORGANISM:

JANUARY 1 - MARCH 31, 2018  
Coagulase Negative Staphylococcus



Code	Antibiotic	r Site of infe	Breakpoint	Number	%R	%I	%S	%R9 5%C.
TZP_ND1	C Piperacillin/Tazobactam	S	>= 18	1	1	0	0	100 0.0-94.5
CXM_ND3	Cefuroxime	Oral	15 - 22	1	1	0	0	100 0.0-94.5
CAZ_ND3	Ceftazidime		15 - 17	1	1	0	0	100 0.0-94.5
FOX_ND3	Cefoxitin		S >= 25	1	1	0	0	100 0.0-94.5
GEN_ND1	Gentamicin		13 - 14	1	1	0	0	100 0.0-94.5
CLI_ND2	Clindamycin		15 - 20	1	1	0	0	100 0.0-94.5
ERY_ND1	Erythromycin		14 - 22	1	1	0	0	100 0.0-94.5
CHL_ND3	Chloramphenicol		13 - 17	1	1	0	0	100 0.0-94.5



14

15

16

17

18

19

20

21

22

100

100

23

24

25

26

27

28

29

30

31

100

100

100

100

100

32  
100

33

34

35 >35