

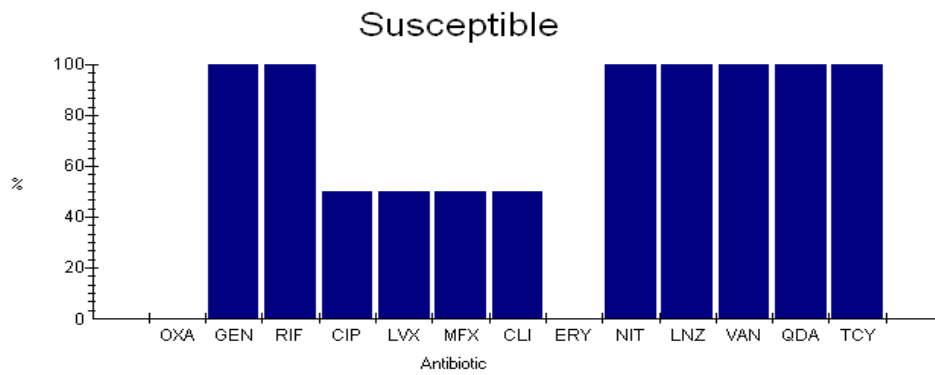
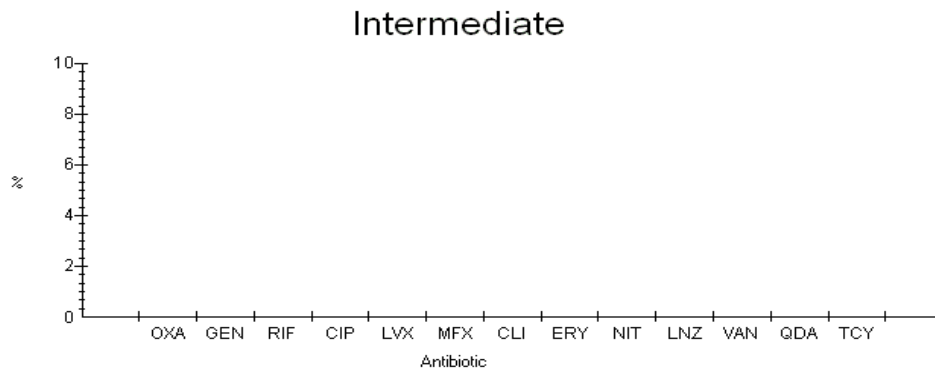
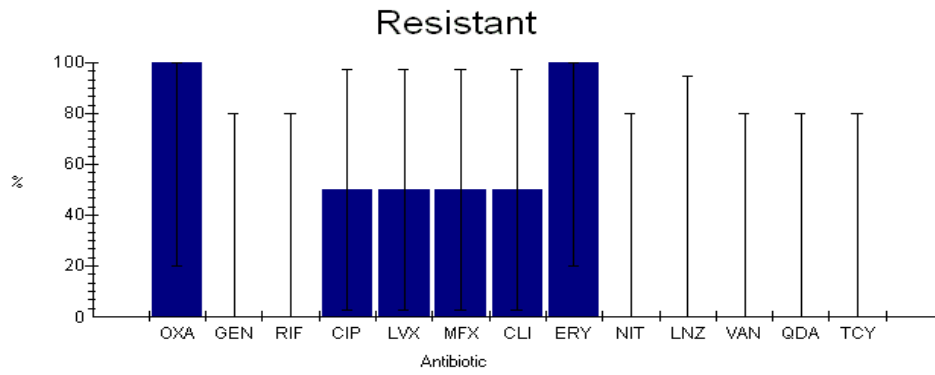
DATE
ORGANISM:
WARD:
SPECIMEN:
NUMBER OF ISOLATES:

JANUARY 1 - MARCH 31, 2018
Staphylococcus hominis
NICU
ETA
2

Antibiotic name	Breakpoints	Number	%R	%I	%S
Oxacillin	S<=2 R>=4	2	100	0	0
Gentamicin	S<=4 R>=16	2	0	0	100
Rifampin	S<=1 R>=4	2	0	0	100
Ciprofloxacin	S<=1 R>=4	2	50	0	50
Levofloxacin	S<=1 R>=4	2	50	0	50
Moxifloxacin	S<=.5 R>=2	2	50	0	50
Clindamycin	S<=.5 R>=4	2	50	0	50
Erythromycin	S<=.5 R>=8	2	100	0	0
Nitrofurantoin	S<=32 R>=128	2	0	0	100
Linezolid	S<=4 R>=8	1	0	0	100
Vancomycin	S<=2 R>=16	2	0	0	100
Quinupristin/Dalfopristin	S<=1 R>=4	2	0	0	100
Tetracycline	S<=4 R>=16	2	0	0	100

DATE
ORGANISM:

JANUARY 1 - MARCH 31, 2018
Staphylococcus hominis



Code	Antibiotic	r	Breakpoint	Number	%R	%I	%S	%R9 5%C.	MIC50	
OXA_NM	Oxacillin	S<=2	R>	2	2	100	0	0	19.8-100	4
GEN_NM	Gentamicin	S<=4	R>	2	2	0	0	100	0.0-80.2	0.5
RIF_NM	Rifampin	S<=1	R>	2	2	0	0	100	0.0-80.2	0.5
CIP_NM	Ciprofloxacin	S<=1	R>	2	2	50	0	50	2.7-97.3	0.5
LVX_NM	Levofloxacin	S<=1	R>	2	2	50	0	50	2.7-97.3	0.125
MXF_NM	Moxifloxacin	S<=.5	R>	2	2	50	0	50	2.7-97.3	0.25
CLI_NM	Clindamycin	S<=.5	R>	2	2	50	0	50	2.7-97.3	0.25
ERY_NM	Erythromycin	S<=.5	R>	2	2	100	0	0	19.8-100	8
NIT_NM	Nitrofurantoin	S<=32	R>	2	2	0	0	100	0.0-80.2	16
LNZ_NM	Linezolid	S<=4	R>	1	1	0	0	100	0.0-94.5	2
VAN_NM	Vancomycin	S<=2	R>	2	2	0	0	100	0.0-80.2	0.5
QDA_NM	Quinupristin	S<=1	R>	2	2	0	0	100	0.0-80.2	0.25
TCY_NM	Tetracycline	S<=4	R>	2	2	0	0	100	0.0-80.2	1

MIC90	Geom.Me	MIC Range	Number	<=.001	0.002	0.004	0.008	0.016
4	4	4 - 4	2					
4	1.414	0.5 - 4	2					
1	0.707	0.5 - 1	2					
8	2	0.5 - 8	2					
8	0.98	0.12 - 8	2					
4	1	0.25 - 4	2					
8	1.414	0.25 - 8	2					
8	8	8 - 8	2					
16	16	16 - 16	2					
2	2	2 - 2	1					
1	0.707	0.5 - 1	2					
0.5	0.354	0.25 - 0.5	2					
2	1.414	1 - 2	2					

0.032	0.064	0.125	0.25	0.5	1	2	4	8
							100	
				50			50	
				50	50			50
		50		50				50
			50				50	50
			50					50
								100
						100		
				50	50			
			50	50				
					50	50		

16 32 64 128 256 >256

100