

DATE

JANUARY 1 - MARCH 31, 2018

ORGANISM:

Escherichia coli

WARD:

NICU

SPECIMEN:

Blood

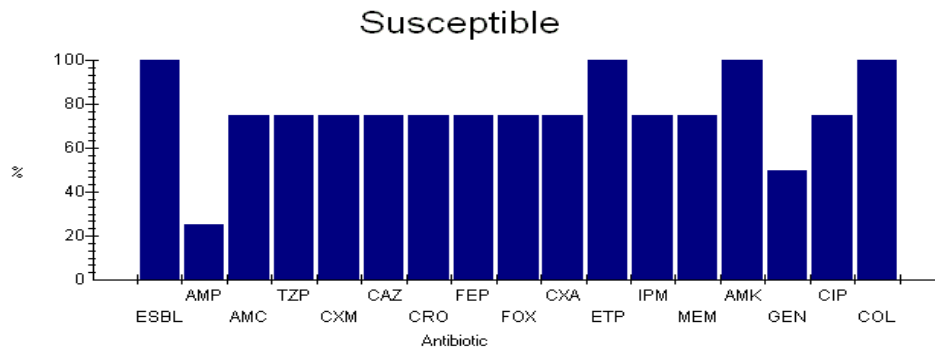
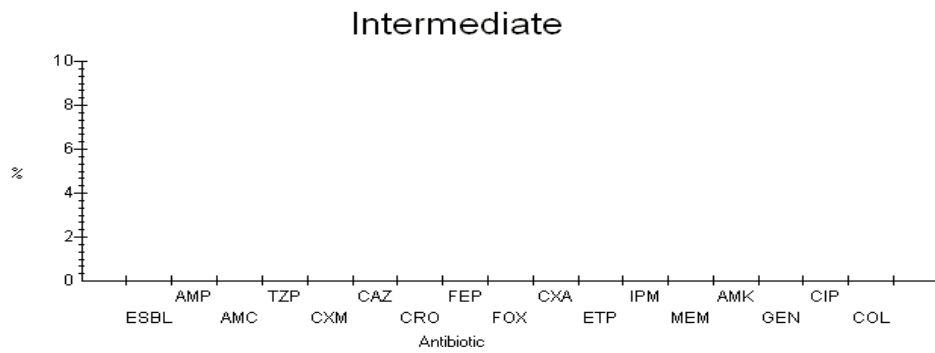
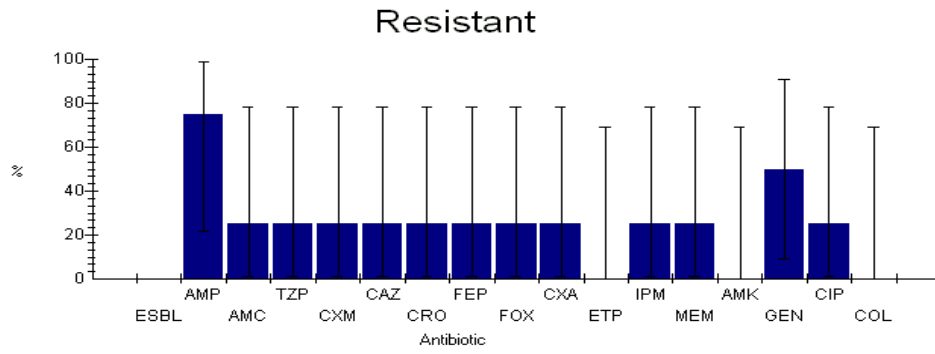
NUMBER OF ISOLATES:

4

Antibiotic name	Breakpoints	Number	%R	%I	%S
<b>ESBL</b>		<b>2</b>	<b>0</b>		<b>100</b>
<b>Ampicillin</b>	<b>S&lt;=8 R&gt;=32</b>	<b>4</b>	<b>75</b>	<b>0</b>	<b>25</b>
<b>Amoxicillin/Clavulanic acid</b>	<b>S&lt;=8 R&gt;=32</b>	<b>4</b>	<b>25</b>	<b>0</b>	<b>75</b>
<b>Piperacillin/Tazobactam</b>	<b>S&lt;=16 R&gt;=128</b>	<b>4</b>	<b>25</b>	<b>0</b>	<b>75</b>
<b>Cefuroxime</b>	<b>S&lt;=8 R&gt;=32</b>	<b>4</b>	<b>25</b>	<b>0</b>	<b>75</b>
<b>Ceftazidime</b>	<b>S&lt;=4 R&gt;=16</b>	<b>4</b>	<b>25</b>	<b>0</b>	<b>75</b>
<b>Ceftriaxone</b>	<b>S&lt;=1 R&gt;=4</b>	<b>4</b>	<b>25</b>	<b>0</b>	<b>75</b>
<b>Cefepime</b>	<b>S&lt;=8 R&gt;=32</b>	<b>4</b>	<b>25</b>	<b>0</b>	<b>75</b>
<b>Cefoxitin</b>	<b>S&lt;=8 R&gt;=32</b>	<b>4</b>	<b>25</b>	<b>0</b>	<b>75</b>
<b>Cefuroxime axetil</b>	<b>S&lt;=4 R&gt;=32</b>	<b>4</b>	<b>25</b>	<b>0</b>	<b>75</b>
<b>Ertapenem</b>	<b>S&lt;=.5 R&gt;=2</b>	<b>3</b>	<b>0</b>	<b>0</b>	<b>100</b>
<b>Imipenem</b>	<b>S&lt;=1 R&gt;=4</b>	<b>4</b>	<b>25</b>	<b>0</b>	<b>75</b>
<b>Meropenem</b>	<b>S&lt;=1 R&gt;=4</b>	<b>4</b>	<b>25</b>	<b>0</b>	<b>75</b>
<b>Amikacin</b>	<b>S&lt;=16 R&gt;=64</b>	<b>3</b>	<b>0</b>	<b>0</b>	<b>100</b>
<b>Gentamicin</b>	<b>S&lt;=4 R&gt;=16</b>	<b>4</b>	<b>50</b>	<b>0</b>	<b>50</b>
<b>Ciprofloxacin</b>	<b>S&lt;=1 R&gt;=4</b>	<b>4</b>	<b>25</b>	<b>0</b>	<b>75</b>
<b>Colistin</b>	<b>S&lt;=2 R&gt;=8</b>	<b>3</b>	<b>0</b>	<b>0</b>	<b>100</b>

DATE  
ORGANISM:

JANUARY 1 - MARCH 31, 2018  
Escherichia coli



Code	Antibiotic r Breakpoint	Number	%R	%I	%S	%R9 5%C. MIC50
ESBL	ESBL	2	0			100
AMP_NM	Ampicillin S<=8 R>	4	75	0	25	21.9-98.7 32
AMC_NM	Amoxicillin S<=8 R>	4	25	0	75	1.3-78.1 8
TZP_NM	Piperacillin S<=16 R>	4	25	0	75	1.3-78.1 4
CXM_NM	Cefuroxime S<=8 R>	4	25	0	75	1.3-78.1 4
CAZ_NM	Ceftazidim S<=4 R>	4	25	0	75	1.3-78.1 1
CRO_NM	Ceftriaxon S<=1 R>	4	25	0	75	1.3-78.1 1
FEP_NM	Cefepime S<=8 R>	4	25	0	75	1.3-78.1 1
FOX_NM	Cefoxitin S<=8 R>	4	25	0	75	1.3-78.1 4
CXA_NM	Cefuroxime S<=4 R>	4	25	0	75	1.3-78.1 4
ETP_NM	Ertapenem S<=.5 R>	3	0	0	100	0.0-69.0 0.5
IPM_NM	Imipenem S<=1 R>	4	25	0	75	1.3-78.1 0.25
MEM_NM	Meropener S<=1 R>	4	25	0	75	1.3-78.1 0.25
AMK_NM	Amikacin S<=16 R>	3	0	0	100	0.0-69.0 2
GEN_NM	Gentamicin S<=4 R>	4	50	0	50	9.2-90.8 1
CIP_NM	Ciprofloxacin S<=1 R>	4	25	0	75	1.3-78.1 0.25
COL_NM	Colistin S<=2 R>	3	0	0	100	0.0-69.0 0.5

MIC90	Geom.Me	MIC Range	Number	<=.001	0.002	0.004	0.008	0.016
32	16	2 - 32	4					
32	8	2 - 32	4					
128	9.514	4 - 128	4					
64	8	4 - 64	4					
64	2.828	1 - 64	4					
64	2.828	1 - 64	4					
64	2.828	1 - 64	4					
64	8	4 - 64	4					
64	8	4 - 64	4					
0.5	0.5	0.5 - 0.5	3					
16	0.707	0.25 - 16	4					
16	0.707	0.25 - 16	4					
16	4	2 - 16	3					
16	4	1 - 16	4					
4	0.5	0.25 - 4	4					
0.5	0.5	0.5 - 0.5	3					

0.032	0.064	0.125	0.25	0.5	1	2	4	8
						25		
						25		50
							75	
					75		75	
					75			
					75			
				100			75	
		75					75	
		75						
						66.7		
					50			
		75					25	
				100				

16      32      64      128      256 >256

75  
25

25

25  
25  
25  
25  
25  
25

25  
25  
33.3  
50